



EAST SIDE
HIGH SCHOOL DISTRICT
Silicon Valley

Preparing every student to thrive in a global society.



Strategic Plan Key Performance Measures (KPMs)

Dear Friends of East Side Union High School District,

At the Board meeting of October 16, 2014, a presentation regarding the Strategic Plan Key Performance Measures (KPMs) data points was made to the Board of Trustees.

The report sets benchmark data points for the Key Performance Measures (KPMs) as outlined in East Side Union High School District's Strategic Plan and as identified below:

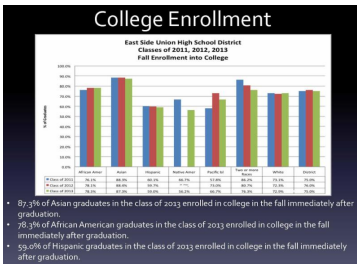
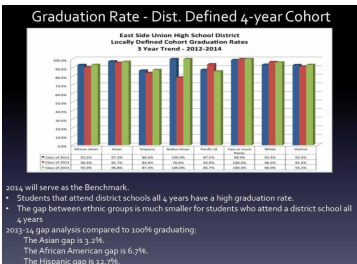
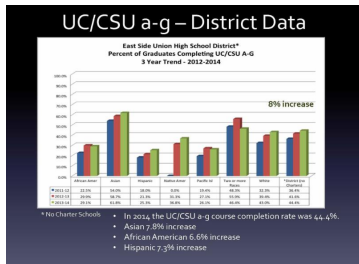
- Improved Graduation Rate
- Decreased Dropout Rate
- Improved UC/CSU A-G Completion Rate
- Develop College & Career Readiness Indicators (5C's)
- Decrease Achievement Gaps as Defined in Measures 1-3

It also looks at the progress made over the last several years towards preparing all students for college and careers. Student achievement data indicates that many students struggle to meet college and career readiness upon graduation from high school. Furthermore, there are gaps between how well Asian students, Hispanic students, and African American students meet this goal. In order to measure how well students graduating from the East Side Union High School District are prepared for our 21st century global economy, key data points have been selected, which can be measured over time.

For more information, click [here](#) to view the Strategic Plan Key Performance Measures presentation and report made to the Board of Trustees.

Sincerely,

Chris D. Funk
Superintendent



UC/CSU A-G Data

There is a 4.7% increase in the A-G graduation rate. The African American rate almost doubled, 12.1%, and the Hispanic rate increase by 2.9%.

[view chart](#)

Graduation Rate

Students that attend district schools all 4 years have a higher graduation rate. The gap between ethnic groups is much smaller for students who attend a district school all 4 years.

[view chart](#)

College Enrollment

Enrollment into college immediately after graduation:

- 78.3% African American
- 87.3% Asian
- 59.0% Hispanic
- 72.9% White

[view chart](#)



East Side Union High School District
408.347.5000



[Forward this email](#)



This email was sent to funk@esuhsd.org by funk@esuhsd.org | [Update Profile/Email Address](#) | Rapid removal with [SafeUnsubscribe™](#) | [Privacy Policy](#).



East Side Union High School District | 830 N. Capitol Avenue | San Jose | CA | 95133